



Setting Up your Clever Homepage


Once on your Clever homepage you will want to “favorite” applications that you and your child will be using daily. Any application on Clever will automatically log your child in when you click on it and they will not have to enter their login information each time.

1. Scroll down on the homepage until you see the application icons under the REQUEST center.
2. Place your cursor on the icon for the application you want to favorite.
3. You will now see a  in the upper right hand corner.
4. Click on the  and it will turn **red**.
5. Scroll back to the top of the page and you will now see the icon for that application.
6. Repeat the steps above for all the applications you want to favorite.

Applications you may want to favorite



ThinkCentral



Pinnacle



Canvas